

## Removing some barriers

- Deafness is an invisible disability.
- Wave your arms in the air to signal start, stop playing, ball in court.
- Gently wave your hand near a deaf person to get their attention.
- Tap on a person's shoulder to get their attention (remember they may not hear their name even if they have some degree of hearing, due to background noise).

"Deaf players at London Pickleball are great fun, they are people who clearly love playing pickleball and are passionate about improving this new skill," says Amanda, London Pickleball

Please do reach out to us if you require more information or you would like to run an introductory session for Deaf players. The Deaf Pickleball Action Group would be happy to respond.

Deaf Pickleball Action Group  
under Pickleball England  
Email: [jamestownsend@pickleballengland.org](mailto:jamestownsend@pickleballengland.org)



© 2024 - Visual Designer by Andrew Mootoo

# Introduction to Deaf Awareness

Information for anyone wishing to play Pickleball with Deaf people

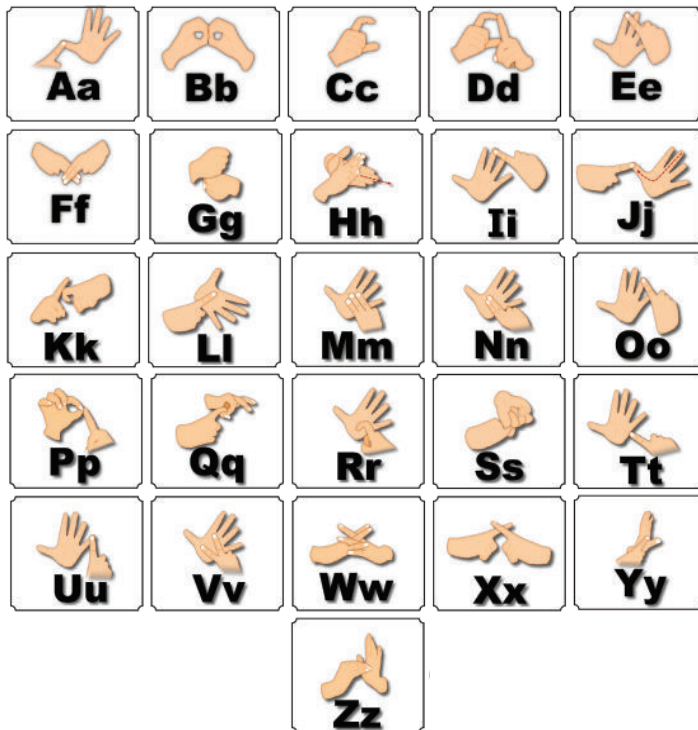


## Terminology for types of Deafness

- Deaf
- Hard of Hearing
- Deafened
- Hearing Aid User
- Cochlear Implant User

## Avoid using the following

- Hearing loss
- Hearing Impaired
- Deaf with/without speech



## Language & Communication

### Deaf British Sign Language (BSL) Users

BSL is the language of the Deaf Community. It is a rich and complex language and is often the first or preferred language of Deaf people in the UK.

Deaf people often have acute visual awareness and will communicate visually.

There is no need to learn Sign Language too quickly, but an effort to learn is appreciated. To start with, please learn the signs for numbers as these are useful for scoring. If you don't know a sign, use gestures when explaining something. You'll be surprised how good you are at it!

Don't demonstrate something whilst speaking at the same time - we only have one set of eyes!

Try and describe things more visually i.e. pointing at the net, line, paddle etc

### Deaf non-BSL users

Some deaf people listen to sounds via hearing aids or cochlear implants. They will mainly lip-read and listen. Noisy courts may be an issue, so don't assume a deaf player has understood everything, as information can easily be missed.

### Lip-reading

Lipreading is only 20% successful as many words look the same on the lips.










55% of the UK population's communication is down to body language.

Lip-reading is an art and not easy to acquire.











Don't assume all deaf people can lip-read.

## Communication Tactics

### DO

-  Communicate visually using gestures and miming actions 
-  Relax
-  Stand still
-  Maintain eye contact
-  Speak one at a time in groups
-  Write/text if you get stuck
-  Be patient
-  Speak clearly
-  Check you have been understood
-  Smile

### DON'T

-  Shout 
-  Talk for too long
-  Cover your mouth
-  Look down or look away
-  Ignore the Deaf person
-  Be in a hurry
-  Talk too fast
-  Get frustrated
-  Get embarrassed and give up!